
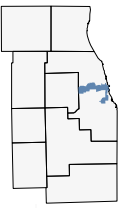
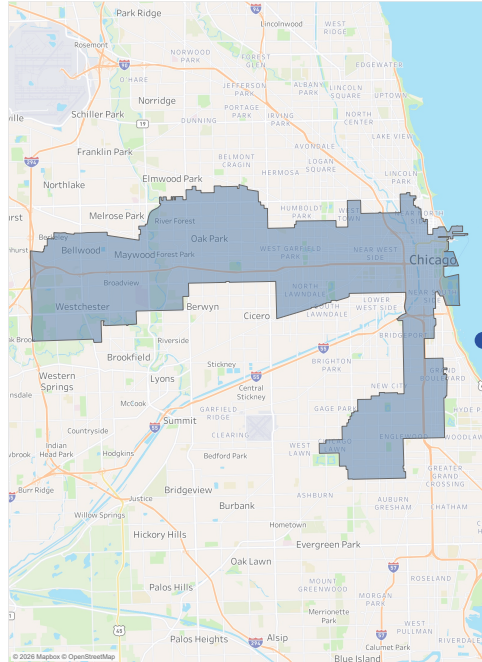


BY THE NUMBERS

7TH CONG. DISTRICT



REP. DANNY K. DAVIS



STUDENTS ENROLLED LAST YEAR	4,968
UIUC: 1,535	UIC: 3,333 UIS: 100
FALL FRESHMEN (2025)	763
Applications: 4,059	Admitted: 2,440 (60%)
STUDENTS GRADUATED LAST YEAR	1,126
UIUC: 372	UIC: 725 UIS: 29
ALUMNI IN DISTRICT	43,290
EMPLOYEES IN DISTRICT	5,522
VENDORS IN DISTRICT IN LAST 5 YEARS	6,192
Amount spent on vendor goods/services: \$1.2B	
CLIENTS SERVED BY SPECIALIZED CARE FOR CHILDREN	871
CLINIC/HOSPITAL PATIENTS	49,565
EXTENSION CONTACTS	10,964

OUR SYSTEM-WIDE IMPACT

101,081
TOTAL STUDENTS

65,169
UNDERGRADUATES

ILLINOIS RESIDENTS **79%**

33% UNDERREPRESENTED MINORITIES

EDUCATION

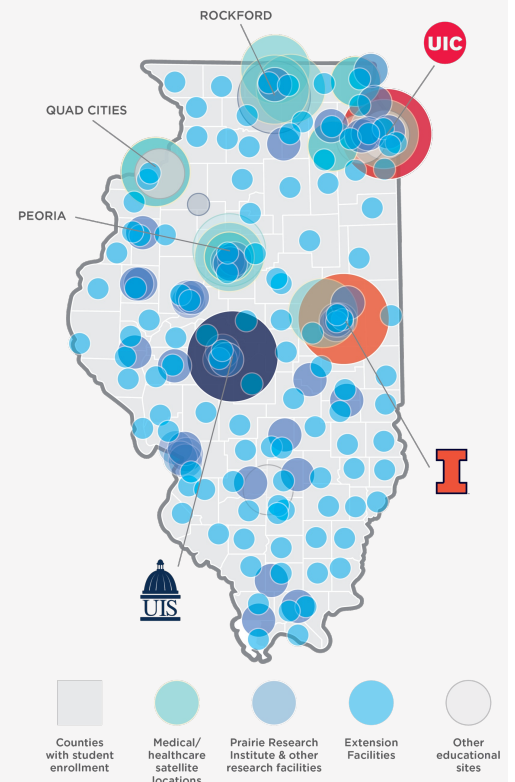
DEGREES AWARDED ANNUALLY	28,000
STEM DEGREES AWARDED ANNUALLY	14,600
DEGREE PROGRAMS	700
ALUMNI WORLDWIDE	890K

RESEARCH & ECONOMIC DEVELOPMENT

FEDERAL/STATE/PRIVATE FUNDING	\$1.4B
TECHNOLOGY DISCLOSURES	413
PATENTS ISSUED	91
ACTIVE STARTUPS	118
LICENSED & OPTIONED TECHNOLOGIES	90

PUBLIC SERVICE

FIRE SERVICE INSTITUTE ENROLLMENTS	36,149
POLICE TRAINING INSTITUTE ENROLLMENTS	967
UNIVERSITY OUTREACH CONTACTS	3,216
EXTENSION CONTACTS	802,465
4-H PARTICIPANTS	261,012
PRAIRIE RESEARCH INSTITUTE ROI	6:1



Counties with student enrollment
 Medical/healthcare satellite locations
 Prairie Research Institute & other research facilities
 Extension Facilities
 Other educational sites

QUESTIONS? CONTACT THE FEDERAL RELATIONS TEAM:
Paul Weinberger (paulw3@uillinois.edu) | Melissa Haas (mshaas@uillinois.edu)

UIUC | UNIVERSITY OF ILLINOIS SYSTEM
OFFICE OF GOVERNMENTAL RELATIONS
NOTE: Summary statistics current as of spring 2026